



PANEL DOORS

3726L




3724L



3726M



3786S



3786LI



Ryan-Al Door Systems' American SHANTY Brand, is the WORLD'S ONLY Manufactured Fiberglass Shed Door. We proudly produce all of our doors to be Aesthetically, Proportionately, & Structurally Correct.

SIZE

Matters

WWW.RYANAL.COM

We have went through the process of retooling our molds to provide an aesthetically and proportionately correct door. This is an expense that other "shed door" manufacturers would not care to endure. As such, we have dedicated the core of our business to cater to the shed industry specifically. It is our goal to increase the perceived value of your shed by providing aesthetically and proportionately correct shed doors.



**SHANTY**
SHED APPEAL

BRAND X

6 - PANEL 78"



6 - PANEL 72"



ADDITIONAL SIZES AVAILABLE

4 - PANEL 78"



ADDITIONAL SIZES AVAILABLE

6 - PANEL PREHUNG 78"



AVAILABLE IN 72" AND 78"

PREMIUM DOORS



FIBERGLASS T1-11 DOORS

Our T1-11 door keeps the traditional look of a standard shed door but provides the modern amenities of a fiberglass door. The best of both worlds that can significantly add value to your shed and your business bottom line.

FRONT



BACK



Oak



Walnut



Kona



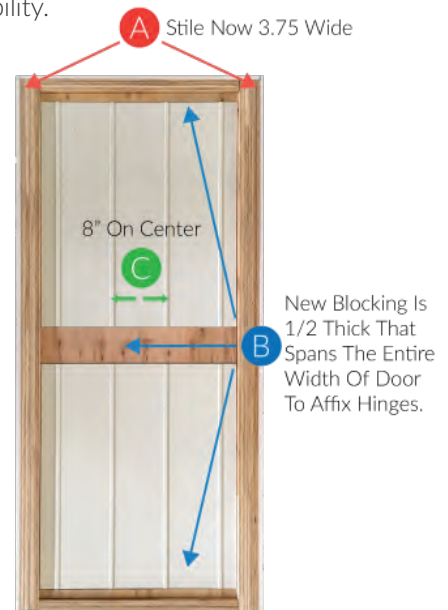
White

A Our new "double stile" framing system allows for a stronger, more durable shed door.


B Our new internal "Blocking System" is designed to accommodate a wide range of hinge and latch sizes. Whether you're using a standard 5" T-Hinge or a 12" Decorative T-Hinge, you will always be secured to wood for superior stability.

C Available in 78" x 35 3/4" with 8" O.C. grooves.

T1-11 FRAMING SYSTEM



2 - PANEL DOORS



PAINTABLE OR STAINABLE

ADDITIONAL SIZES AVAILABLE

LITED DOORS



FLUSH LITE SYSTEM



- Glass molded directly into the door for superior insulation.
- Interior Grids
- Easy to clean versus external grid windows.
- Sleek modern look.
- Low Maintenance.
- Unbreakable grids.

We are the progressive and innovative leader in the industry and we have expanded the choices for the shed manufacturers and consumers.

We are constantly striving to introduce simple and sensible solutions to the shed market & improve what is currently offered.

Our mission is to provide a product that increases the value of the shed and the shed builders bottom line.





9 -LITE
DOUBLE
ARCH



PREHUNG 9-LITE



WINDOWS



*Many Combinations Of
Sizes & Colors Available*



RYAN-AL DOOR SYSTEMS CORPORATE

630 Chapparal Dr
Diamond Bar, CA 91765

RYAN-AL DOOR SYSTEMS DISTRIBUTION

4761-B Northgate Blvd
Myrtle Beach, SC 29577
P: (843) 691-9208
F: (843) 831-0144

ryan@ryanal.com

"PROGRESSIVE AND INNOVATIVE INDUSTRY LEADER"